
































FIG.54

SERVICE STATIONS IN EUROPE 2021

Source: National Oil Industry Associations

COUNTRIES	Number of service stations	COUNTRIES	Number of service stations
 AUSTRIA	2748	 ITALY	21700
 BELGIUM	3121	 LATVIA	605
 BULGARIA	3531	 LITHUANIA	718*
 CROATIA	N/A	 LUXEMBOURG	235
 CYPRUS	320	 MALTA	69*
 CZECHIA	7633**	 NETHERLANDS	4147
 DENMARK	2068	 POLAND	7852
 ESTONIA	491	 PORTUGAL	3333
 FINLAND	1869*	 ROMANIA	2292
 FRANCE	11151	 SLOVAKIA	1003
 GERMANY	14458	 SLOVENIA	N/A
 GREECE	5889	 SPAIN	11810
 HUNGARY	2015	 SWEDEN	2678
 IRELAND	1906	TOTAL EU-27 = 113 642	
 UNITED KINGDOM	8381		
 NORWAY	1838		
 SWITZERLAND	3293		
 TURKEY	13011		
UK + NO + CH + TR	26 523	TOTAL = 140 165	

There were over 140 000 service stations in the EU-27, Norway, United Kingdom, Switzerland and Turkey operating in 2021.

* Numbers for 2019

** The increase in the number of the stations in Czechia compared to the previous year is the result of a new procedure of counting.