

























FIG.34

# 75 MAINSTREAM REFINERIES WERE OPERATING IN THE EU-27, UK, NORWAY AND SWITZERLAND AT THE END OF 2022

Source: Concawe

COUNTRY	NUMBER OF REFINERIES	COUNTRY	NUMBER OF REFINERIES
 Austria	1	 Ireland	1
 Belgium	2	 Italy	10
 Bulgaria	1	 Lithuania	1
 Croatia	1	 Netherlands	5
 Czechia	2	 Poland	2
 Denmark	2	 Portugal	1
 Finland	1	 Romania	3
 France	6	 Slovakia	1
 Germany	11	 Spain	8
 Greece	4	 Sweden	3
 Hungary	1		
<b>EU-27 TOTAL = 67</b>			
   CH + NO + UK	8		
<b>TOTAL = 75</b>			

The 75 'mainstream' refineries (capacity above 30 kbbdl/d or 1.5Mt/a) operating in 2022 in the EU-27, United Kingdom, Norway and Switzerland had a primary refining capacity of 650.3 million tonnes - similar to the 2021 total. This represents a decrease by 156 million tonnes of primary refining capacity since 2009.