
































EU TOTAL OIL DEMAND AMOUNTED TO 520.6 MILLION TONNES IN 2024 IN THE EU-27

Source: Wood Mackenzie

Unit: Million tonnes per year

COUNTRY	MILLION TONNES	COUNTRY	MILLION TONNES
 AUSTRIA	11.1	 ITALY	60.9
 BELGIUM	28	 LATVIA	1.6
 BULGARIA	5.3	 LITHUANIA	3.2
 CROATIA	3.3	 LUXEMBOURG	2.4
 CYPRUS	2.5	 MALTA	2.7
 CZECHIA	10	 NETHERLANDS	40
 DENMARK	7.2	 POLAND	33.9
 ESTONIA	1.3	 PORTUGAL	10.4
 FINLAND	8.1	 ROMANIA	10.8
 FRANCE	72.5	 SLOVAKIA	4.5
 GERMANY	94.5	 SLOVENIA	2.4
 GREECE	13.9	 SPAIN	62.6
 HUNGARY	8.4	 SWEDEN	11.9
 IRELAND	7.2		
TOTAL EU-27 = 520.6			
 UNITED KINGDOM	65.7		
 NORWAY	9.1		
 SWITZERLAND	8.9		
 TÜRKIYE	52.4		
TOTAL = 656.7			

EU-27 total oil demand amounted to 520.6 Mt in 2024. Despite all restrictions being fully lifted since the COVID-19 pandemic, oil demand in the EU-27 decreased by almost 8% since 2019. This was largely represented by Germany and France which have seen a decline in the demand by 19 and 8.1 Mt respectively. However, the largest proportional decreases were seen in Luxembourg and Finland at -20.9% and -19.7% between 2019 and 2024 respectively. Some EU-27 countries, however, have seen substantial increases in demand; such as Bulgaria which climbed by 22.6% (+0.9 Mt) and Malta which increased by 9.4% (+0.2 Mt) between 2019 and 2024.

Note: Due to rounding, figures may not add up.