





























SERVICE STATIONS IN EUROPE IN 2024

Source: National Fuel Industry Associations, Fuelo.net, 2gis, GlobalData and Maps.

COUNTRIES	Number of service stations	COUNTRIES	Number of service stations
 AUSTRIA	2 724	 ITALY	21 750
 BELGIUM	3 064	 LATVIA	593
 BULGARIA	3 455	 LITHUANIA	474
 CROATIA	925*	 LUXEMBOURG	238**
 CYPRUS	320	 MALTA	77
 CZECHIA	7 722	 NETHERLANDS	4 131
 DENMARK	2 122	 POLAND	7 937
 ESTONIA	535	 PORTUGAL	3 401
 FINLAND	1 943*	 ROMANIA	1 507
 FRANCE	10 806	 SLOVAKIA	1 100
 GERMANY	14 376	 SLOVENIA	532
 GREECE	5 570	 SPAIN	12 346*
 HUNGARY	2 032	 SWEDEN	2 643
 IRELAND	1 840		
TOTAL EU-27 = 114 163			
 UNITED KINGDOM	8 365		
 NORWAY	1 823*		
 SWITZERLAND	3 313		
 TURKEY	12 661		
UK + NO + CH + TR	26 162		
TOTAL = 140 325			

There were over 140,000 service stations in the EU, Norway, the United Kingdom, Switzerland, and Turkey operating in 2024. Compared to 2023, the change in categories has changed the number for Czechia.

* Numbers for 2023

** Numbers for 2022