
































# FIG.51 NUMBER OF PETROL STATIONS IN EUROPE

## END OF 2016

Source: National Oil Industry Associations, FPS Economy, DG Energy

Unit: Number of petrol stations

COUNTRY	Number of petrol stations	COUNTRY	Number of petrol stations
 Austria	2 670	 Italy	20 750
 Belgium	3 109	 Latvia	608
 Bulgaria	3 000	 Lithuania	822
 Croatia	N/A	 Luxembourg	236*
 Cyprus	305	 Malta	80
 Czech Republic	3 906	 Netherlands	4 184
 Denmark	2 028	 Poland	6 800
 Estonia	510	 Portugal	3 046
 Finland	1 900	 Romania	2 100
 France	11 200	 Slovakia	890 **
 Germany	14 510	 Slovenia	553
 Greece	6 150	 Spain	11 188
 Hungary	1 953	 Sweden	2 970 ***
 Ireland	1 785	 United Kingdom	8 476
<b>EU TOTAL</b>		<b>115 729</b>	
 Norway	1 575		
 Switzerland	3 424		
 Turkey	12 521		
<b>TOTAL NO + CH + TR</b>		<b>17 520</b>	
<b>TOTAL</b>		<b>133 249</b>	

 EU

 NON EU

\* Numbers for 2015

\*\* Estimate

\*\*\* Beginning of 2016

There were over 130,000 petrol stations in the EU, Norway, Switzerland and Turkey operating in 2016, fuelling some 250 million cars and over 34 million trucks.