

























FIG.30 EU, NORWEGIAN AND SWISS MAINSTREAM REFINERIES HAD 681.5 MILLION TONNES OF PRIMARY REFINING CAPACITY IN 2019

Source: Concawe and Oil & Gas Journal

COUNTRY		*Refining capacity	COUNTRY		*Refining capacity
	Austria	10		Ireland	3.6
	Belgium	38.8		Italy	88.3
	Bulgaria	9.8		Lithuania	9.5
	Croatia	6.7		Netherlands	64.4
	Czechia	8.8		Poland	25.2
	Denmark	8.7		Portugal	15.2
	Finland	13.0		Romania	10.8
	France	63.5		Slovakia	5.8
	Germany	97.0		Spain	68
	Greece	21.2		Sweden	22
	Hungary	8.1		United Kingdom	63.7
EU TOTAL: Refineries = 662.1 million tonnes per year					
	Norway	16.0			
	Switzerland	3.40			
TOTAL NO + CH: Refineries = 19.4 million tonnes per year					
TOTAL: Refineries = 681.5 million tonnes per year					

■ EU ■ NON EU

Threshold > 30 kbb/d or 1.5 Mt/a

The 81 mainstream refineries operating in 2019 in the EU-28, Norway and Switzerland had a primary refining capacity of 681 million tonnes. This represents a capacity decrease by some 75 million tonnes of primary refining capacity since 2010.

Note: The threshold data used as basis for the FuelsEurope Statistical report was lowered from 50 kbb/d or 2.5Mt/a to 30 kbb/d or 1.5Mt/a. As a result, three

refineries were added to the total and the total refining capacity increased.

Note: Refining capacity is expressed in million tonnes per year. Numbers may not add up due to rounding.

*Status in December 2019