

























FIG.34

EU, UK, NORWEGIAN AND SWISS MAINSTREAM REFINERIES HAD 650.8 MILLION TONNES OF PRIMARY REFINING CAPACITY IN 2021

Source: Concawe

COUNTRY	Mainstream > 30 kb/cd
	Mt/a
 Germany	101.5
 Italy	84.8
 Spain	71.5
 France	57.6
 Netherlands	61.3
 Greece	24.7
 Belgium	32.3
 Romania	11.9
 Sweden	19.8
 Czechia	8.7
 Denmark	8.7
 Finland	10.3
 Croatia	4.5
 Poland	29.2
 Portugal	11.3
 Austria	9.7
 Bulgaria	5.8
 Hungary	8.1
 Ireland	3.6
 Lithuania	9.5
 Slovakia	5.8
EU-27 TOTAL	580.2
 Norway	10.2
 Switzerland	3.4
 United Kingdom	57.1
NO + CH + UK	70.6
TOTAL	650.8

The 75 'mainstream' refineries operating in 2021 in the EU-27, UK, Norway and Switzerland had a primary refining capacity of 650.8 million tonnes. This represents a decrease by 156 million tonnes of primary refining capacity since 2009. Over the last year the refining capacity in Europe has decreased due to two refinery closures (one in Belgium and one in Norway).