
































# FIG.12 EU-28 TOTAL OIL DEMAND AMOUNTED TO 566.9 MILLION TONNES IN 2020

Source: Wood Mackenzie

COUNTRY	Mt/y	COUNTRY	Mt/y
 Austria	12.8	 Italy	50.8
 Belgium	29.3	 Latvia	1.8
 Bulgaria	3.9	 Lithuania	2.8
 Croatia	3.1	 Luxembourg	2.9
 Cyprus	2.3	 Malta	2.6
 Czechia	9.2	 Netherlands	42.9
 Denmark	6.6	 Poland	30.8
 Estonia	1.4	 Portugal	10.1
 Finland	8.4	 Romania	8.9
 France	71.0	 Slovakia	4.0
 Germany	106.4	 Slovenia	2.3
 Greece	12.8	 Spain	52.3
 Hungary	7.4	 Sweden	14.4
 Ireland	6.9	 United Kingdom	58.8
<b>EU TOTAL = 566.9</b>			
 Norway	7.6		
 Switzerland	9.4		
 Turkey	45.3		
<b>TOTAL NO + CH + TR = 62.3</b>			
<b>TOTAL = 629.2</b>			

■ EU      ■ NON EU  
 Unit: Million tonnes per year

EU-28 total oil demand amounted to 566.9 Mt in 2020 decreasing by 11.4% compared to 2019.

Oil demand dropped significantly due to the Covid-19 pandemic in all the EU Member States except in Sweden where the demand remained stable.

Among EU Member States that recorded the biggest fall in the oil demand were Spain (-20.1%), United Kingdom (-19.8%) and Finland (-16.9%).

**Note:** Please note that due to rounding, figures may not add up.